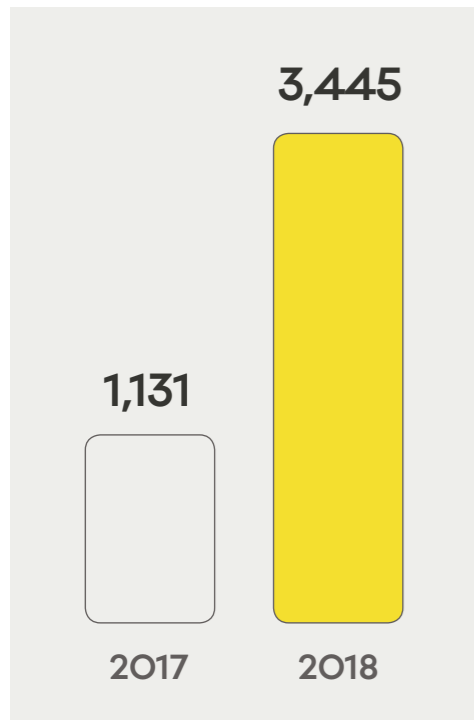




## What we've seen

### Reported incidents

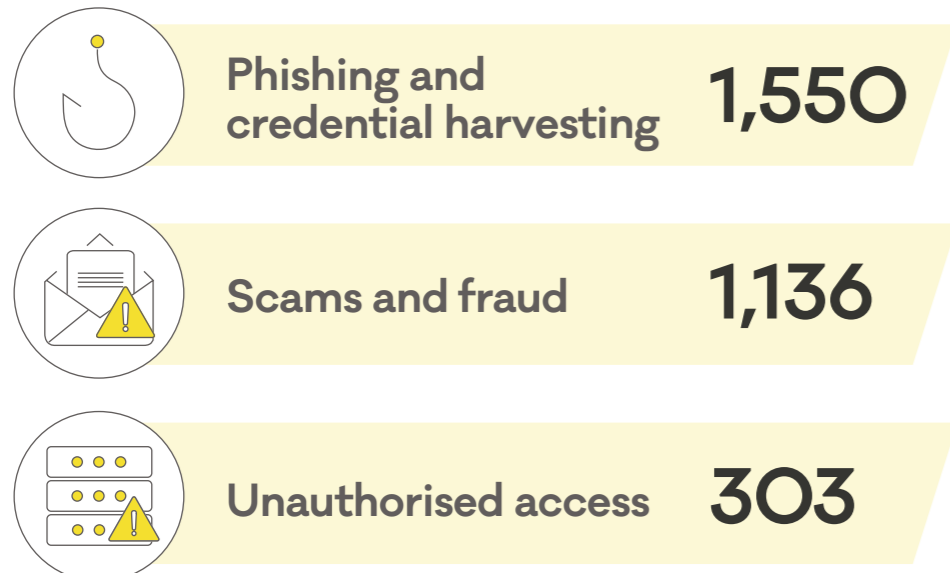


In 2018, incidents reported to CERT NZ **increased by over 200%**. These reports were received from individuals, small businesses and large organisations from all over New Zealand.



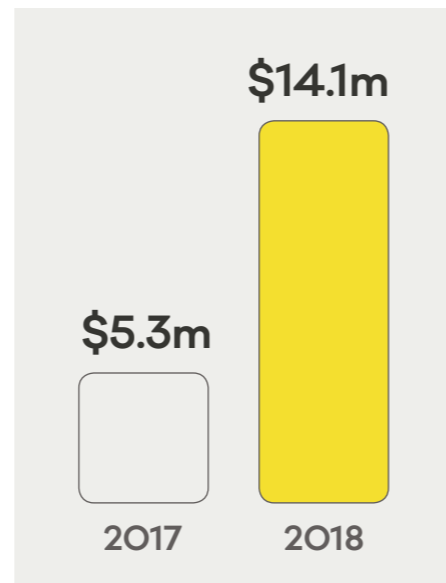
### Top incident categories

The **top three incident categories** for 2018 were also the highest in 2017.



### Financial loss

18% of reports made to CERT NZ had some form of financial loss with a total value of **\$14 million**.



65% of the reports of financial loss **affected individuals**.



**Over \$8m**  
of this loss was attributed to **scam and fraud reports**.

### Vulnerability reporting

Vulnerability reports present a **chance to prevent a cyber security incident** before it occurs. Vulnerabilities reported to CERT NZ have ranged in severity and complexity.

**124 vulnerabilities** were reported to CERT NZ in 2018, **22 were managed** under our coordinated vulnerability disclosure service.

For coordinated vulnerability disclosure, **CERT NZ acts as an intermediary**, coordinating with the finder and the vendor to get the vulnerability fixed.


Websites and web servers accounted for over **60% of vulnerability reports** made to CERT NZ in 2018.



## What we've done

### Get *Cyber Smart*

**Get Cyber Smart is CERT NZ's primary platform to reach everyday Kiwis.** In 2018 we worked with more partners who helped us reach more people than ever before.



**95**  
partners

### Exercises



In 2018 we contributed to the national and global cyber exercise programme, contributing to and participating in **4 cyber exercises** which help us test our national and international ability to respond to cyber security incidents.

### Advisories

**8** businesses and individuals advisories

**8** IT specialists' advisories

**Advisories are our early warning system for New Zealanders.** We triage incident reports we receive, and information about international cyber threats to get timely, actionable advice out to New Zealanders **so they can protect themselves online.**

### Website

Our website is the central source for reporting incidents and accessing our information and resources. In 2018 we had **over 50,000 more visits** to our website than in 2017.

