

**Q4**

OCTOBER\_TO\_DECEMBER\_2023

# **DATA LANDSCAPE 2023**



# Contents

---

<b>1. Introduction</b>	<b>3</b>
<b>2. Incidents and referrals</b>	<b>4</b>
Incident summary	4
<b>3. Reporting by incident category</b>	<b>5</b>
Breakdown by category	5
Breakdown of scam and fraud incidents	6
Breakdown of incidents affecting individuals	7
Breakdown of incidents affecting organisations	8
Breakdown of reported vulnerabilities	9
<b>4. Impacts</b>	<b>10</b>
Direct financial loss	10
Distribution of direct financial losses	11
Types of loss	12
<b>5. Demographics</b>	<b>13</b>
Reporting by sector	13
Reporting by region	14
Reporting by age	15
Direct financial losses reported by age	15
<b>6. About CERT NZ</b>	<b>16</b>
A word about our information	16
Reporting an incident to CERT NZ	16
Incident categories we use	17
Vulnerability categories we use	18
Malware categories we use	19

# 1. Introduction

The CERT NZ Data Landscape report for quarter four (Q4) 2023 provides a standardised set of results, graphs, and an analysis of the latest trends. Analytical comment is provided where meaningful or interesting trends were identified.

The report covers quarter four of 2023 from 1 October – 31 December 2023. It is supplementary to the CERT NZ Cyber Security Insights report for the same period, providing an overview and commentary of the cyber security incidents reported during the same quarter.

Both documents, along with previous quarters, can be found on our website.

[Quarterly reports | CERT NZ](#)

*Please note that this report was updated in May 2024 with minor adjustments to the number of reported incidents.*

## 2. Incidents and referrals

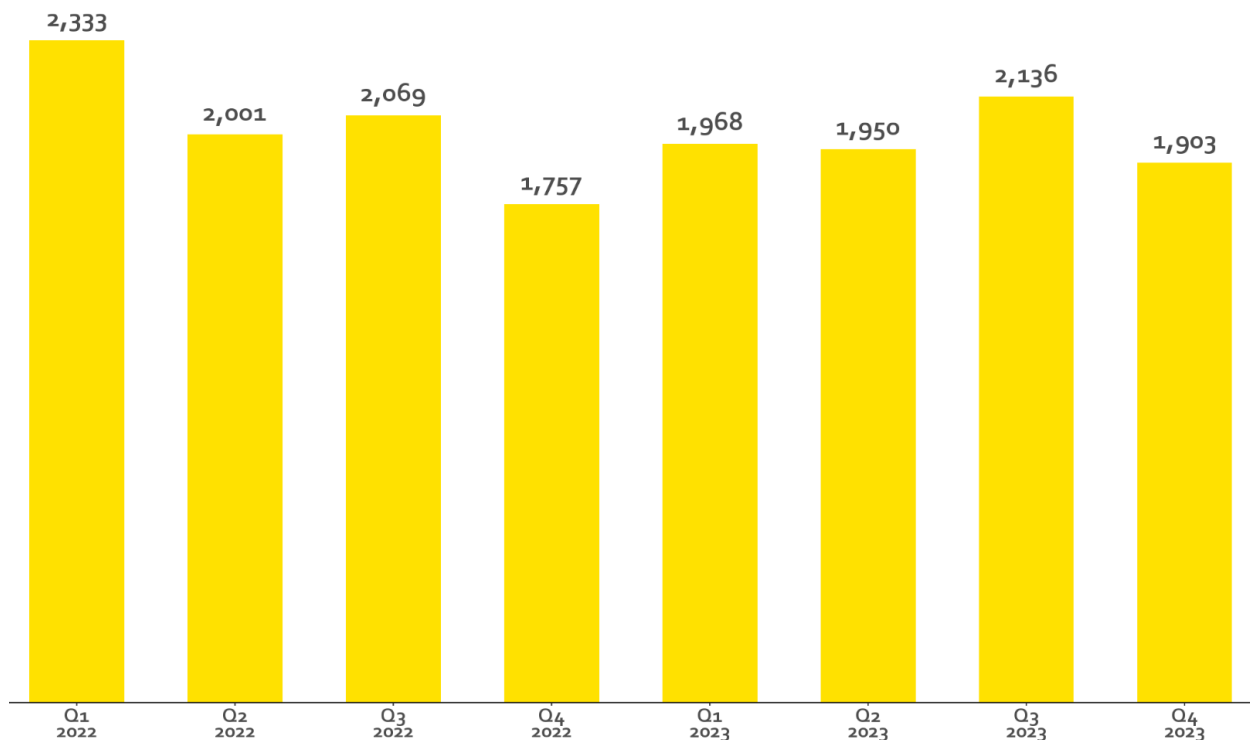
### INCIDENT SUMMARY

Between 1 October and 31 December 2023, a total of 1,903 incidents were reported to CERT NZ.

Of these:

- 1,003 (53%) were responded to directly by CERT NZ
- 428 (23%) were referred to New Zealand Police
- 411 (22%) were referred to the New Zealand Telecommunications Forum (TCF)
- 43 (2.3%) were referred to the Department of Internal Affairs (DIA)
- 13 (0.7%) were referred to the Commerce Commission
- 5 (0.3%) were referred to Consumer Protection NZ

Figure 1: Number of incidents reported by quarter



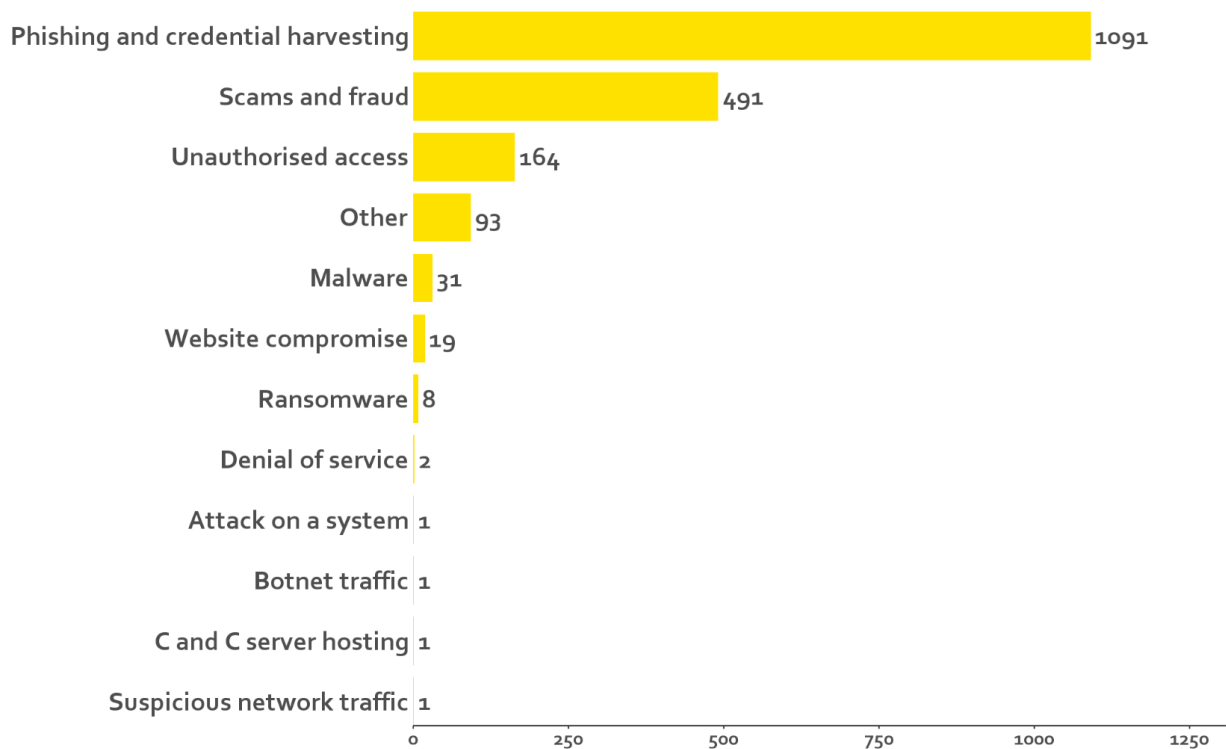
### 3. Reporting by incident category

#### BREAKDOWN BY CATEGORY

There was a notable decrease of 22% in the number of reports of **Scams and Fraud** from 626 in Q3 to 491 in Q4. We also saw **Phishing and Credential Harvesting** remain at over 1000 incidents for three quarters in a row.

We define all the incident categories in the appendix of this report – [Incident categories we use](#).

Figure 2: Breakdown by incident category

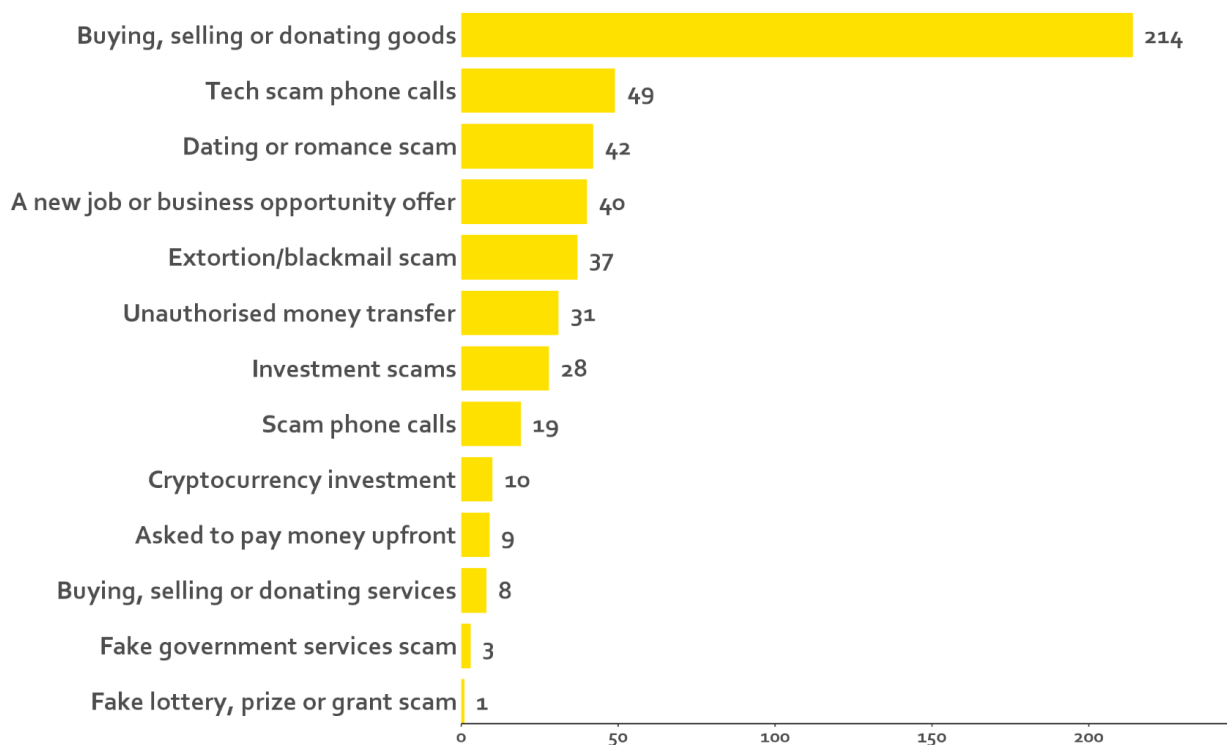


## BREAKDOWN OF SCAMS AND FRAUD INCIDENTS

Of the incidents responded to during Q4 2023, 26% (491) were about **Scams and Fraud**. This incident category consistently features in the top three reported to by CERT NZ.

During Q4, CERT NZ received 214 reports on scams involving **Buying, Selling or Donating Goods**, a significant 48% decrease from 412 in Q3. Scams relating to **Tech Scam Phone Calls** increased significantly in Q4 with 49 reports received compared to the 8 incidents reported in Q3. This is largely due to a scam campaign pretending to be Immigration NZ.

Figure 3: Breakdown of scam and fraud categories

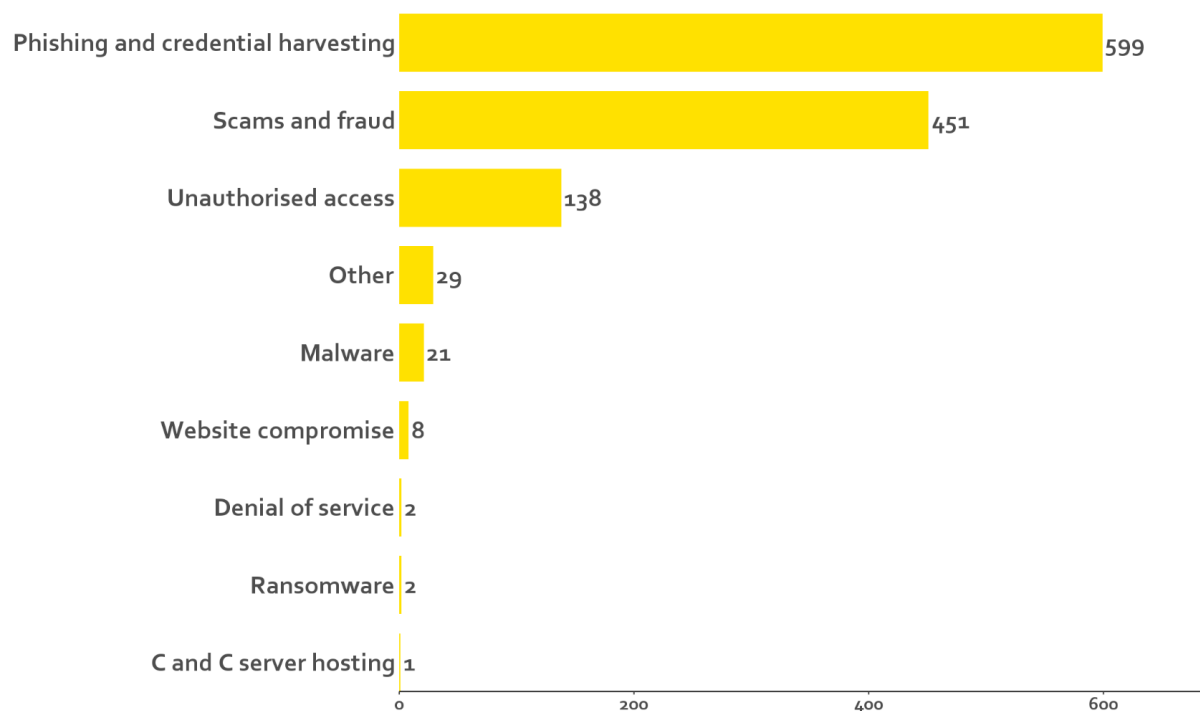


## BREAKDOWN OF INCIDENTS AFFECTING INDIVIDUALS

In Q4 2023, 1,259 (66%) incidents responded to by CERT NZ were reported as affecting individuals.

The largest category affecting individuals this quarter is **Phishing and Credential Harvesting** which accounts for nearly half (48%) of the individual reports. The number of **Scams and Fraud** reports decreased from 603 in Q3 to 451 in Q4 – a 25% decrease.

Figure 4: Breakdown of incidents affecting individuals

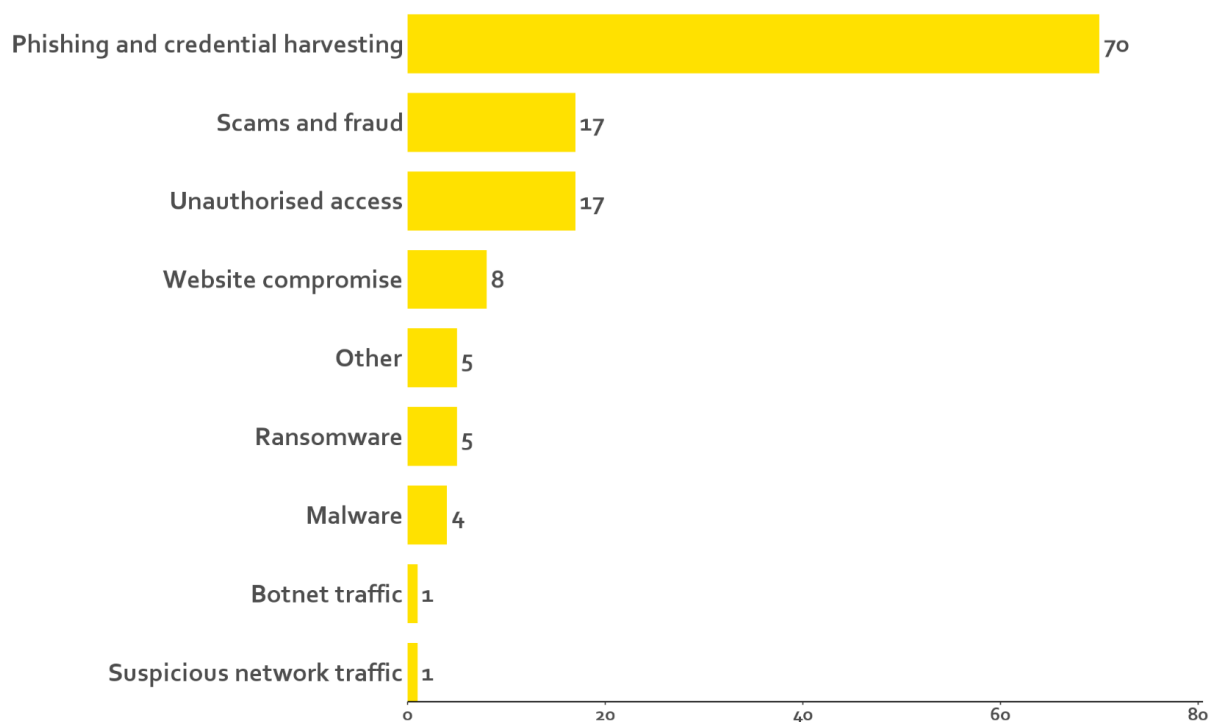


## BREAKDOWN OF INCIDENTS AFFECTING ORGANISATIONS

In Q4 2023, 128 (7%) incidents reported to CERT NZ specified that they affected organisations, compared with 109 (5%) in Q3 2023.

**Phishing and Credential Harvesting** continues to be the largest category of incidents reported to us by organisations, accounting for 55% of incidents affecting organisations during Q4 2023.

Figure 5: Breakdown of incidents affecting organisations



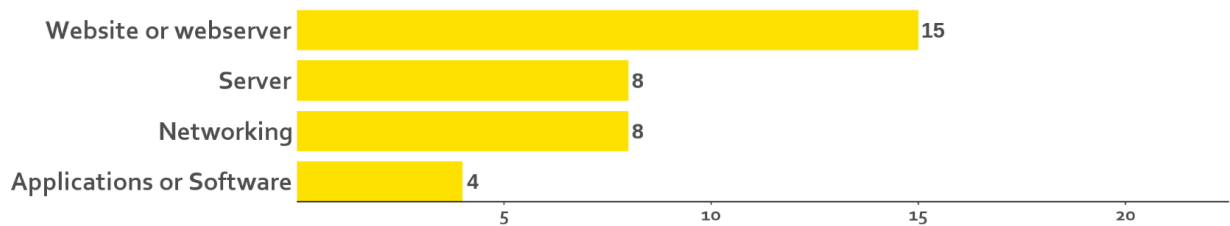


## BREAKDOWN OF REPORTED VULNERABILITIES

A vulnerability is a weakness in software, hardware, or an online service that can be exploited to allow access to information or damage a system. Early discovery of vulnerabilities means they can be addressed to prevent future incidents.

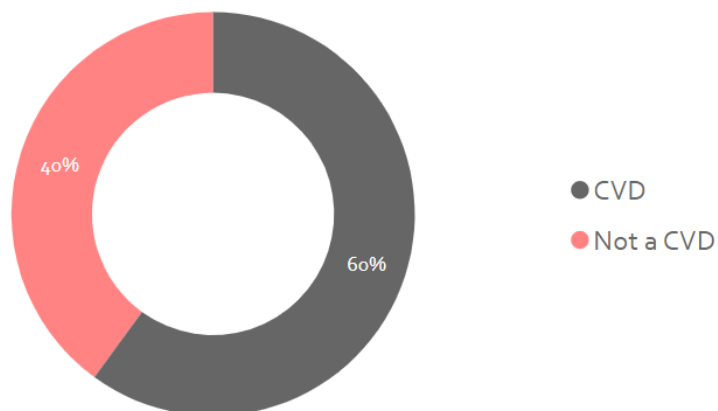
CERT NZ receives and passes on vulnerability reports to affected organisations. CERT NZ received 35 vulnerability reports in Q4 2023, up 8 percent from the previous quarter.

Figure 6: Breakdown of reported vulnerabilities



Some vulnerability reports come under CERT NZ's Coordinated Vulnerability Disclosure (CVD) policy<sup>1</sup>. This is used when the person reporting the vulnerability doesn't want, or has been unable, to contact the vendor directly themselves. CERT NZ received 21 vulnerability reports using the CVD policy in Q4 2023, making 60% of the vulnerability reports CVD's.

Figure 7: Proportion of coordinated vulnerability disclosures



<sup>1</sup> [CERT NZ coordinated vulnerability disclosure policy](#) | CERT NZ

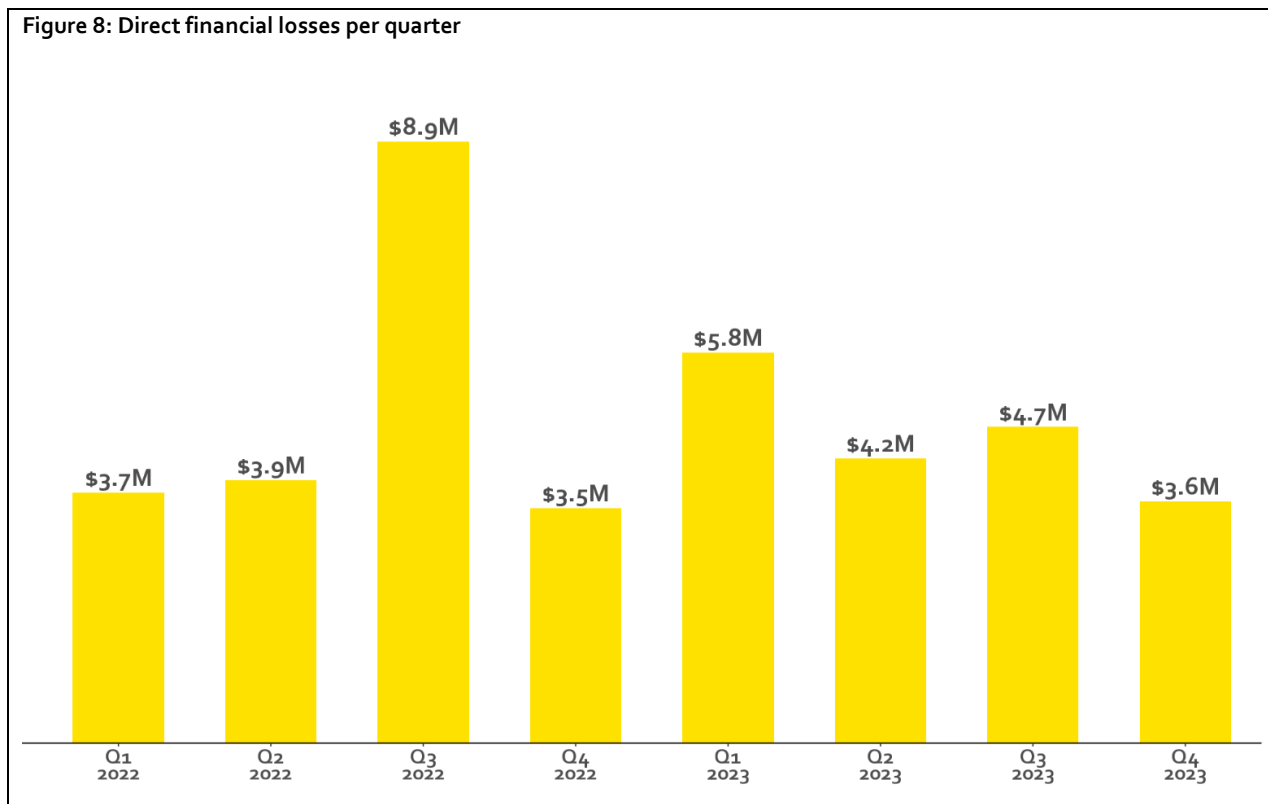
## 4. Impacts

### DIRECT FINANCIAL LOSS

Direct financial losses totalled \$3.6 million in Q4 2023, decreasing by 24% compared to last quarter.

There were 364 incidents reported to CERT NZ during Q4 2023 that reported a financial loss and indicated the loss amount.

Figure 8: Direct financial losses per quarter



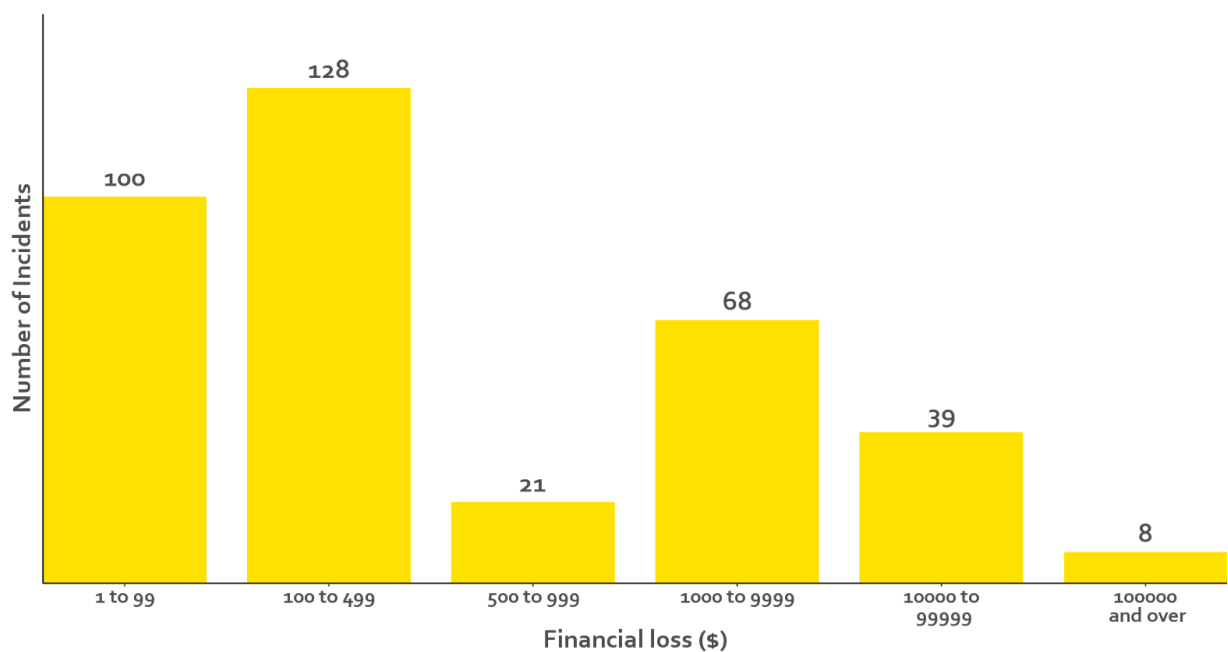
## DISTRIBUTION OF DIRECT FINANCIAL LOSSES

Of the incidents that reported a loss value, 63% (228) were below \$500, compared to 72% (401) in the previous quarter. Eight incidents reported losses of \$100,000 and over.

Of the 8 incidents responded to during Q4 2023 involving losses of \$100,000 or more:

- three related to a scam due to **Job, Business, or Investment Opportunity**,
- two related to **Cryptocurrency Scams**,
- two related to **Dating or Romance**, and
- one related to **Unauthorised Access**.

Figure 9: Distribution of direct financial losses



## TYPES OF LOSS

As well as financial loss, CERT NZ responded to incidents where other types of loss occurred.

Table 1: Types of loss

**364****Financial loss**

This not only includes money lost as a direct result of the incident, but also includes the cost of recovery, for example the cost of contracting IT security services or investing in new security systems following an incident. (Q3 2023: 577).

**14****Reputational loss**

Damage to the reputation of an individual or organisation as a result of the incident (Q3 2023: 24).

**60****Data loss**

Loss or unauthorised copying of data, business records, personal records and intellectual property (Q3 2023: 61).

**<10****Technical damage**

Impacts on services like email, phone systems or websites, resulting in disruption to a business or organisation (Q3 2023: <10).

**14****Operational impacts**

The time, staff and resources spent on recovering from an incident, taking people away from normal business operations (Q3 2023: 11).

**21****Other**

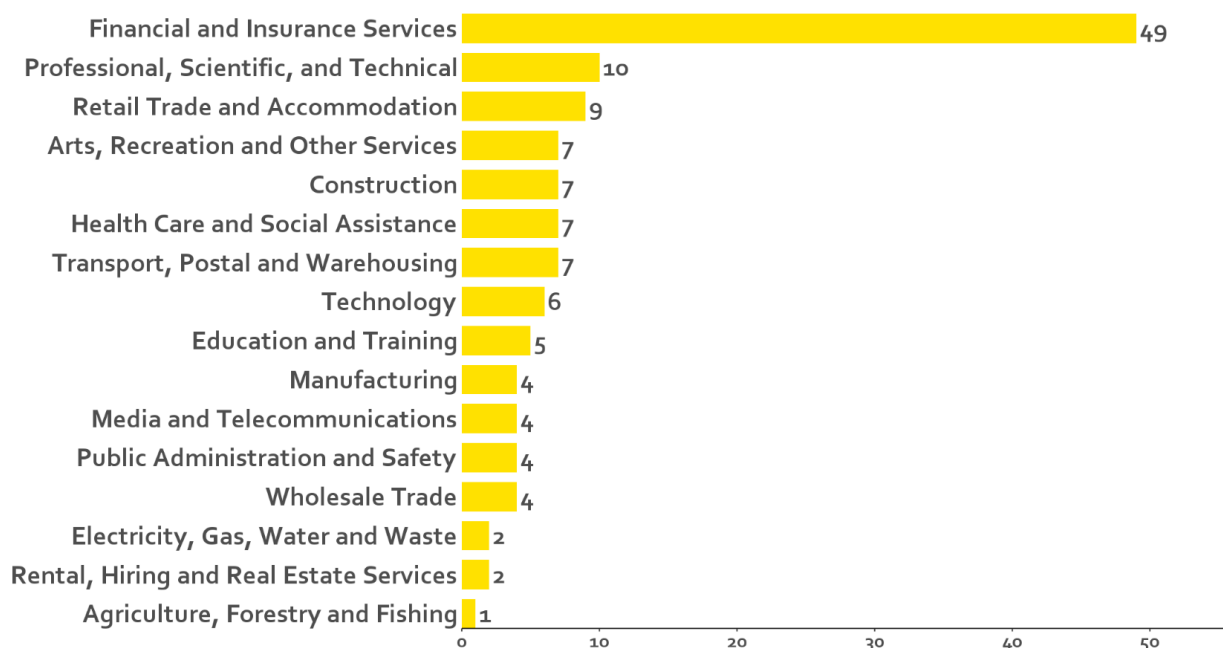
Includes types of loss not covered in the other categories (Q3 2023: 15).

## 5. Demographics

### REPORTING BY SECTOR

Of the 128 reports about incidents affecting organisations, the finance and insurance sector accounted for 38% - the most of any business sector. The financial and insurance sector also reported 94% of incidents related to **Phishing and Credential Harvesting**.

Figure 10: Reports by sector



## REPORTING BY REGION

Several regions saw fluctuations in the number of incidents. Incidents in Northland decreased by 27% from 48 to 35, Wellington saw a decrease of 7% from 193 to 180 and Otago of 22% from 74 to 58.

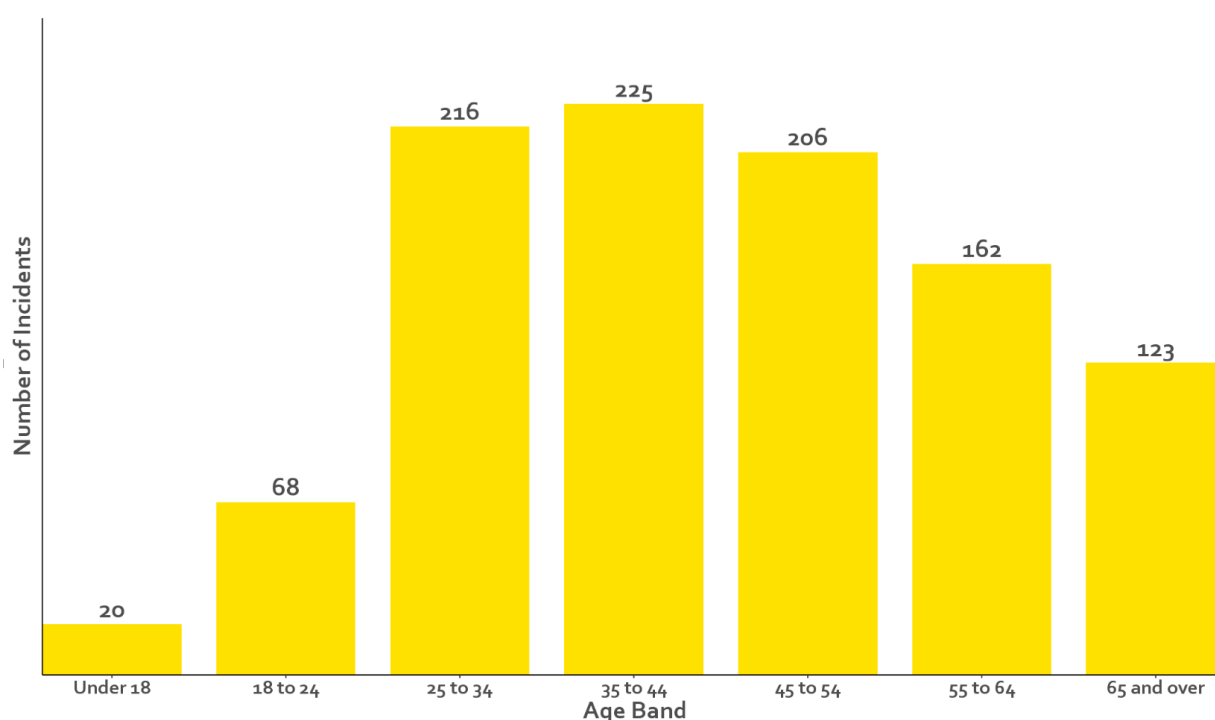
Figure 11: Breakdown of reports by region



## REPORTING BY AGE

Of the 1,903 incidents responded to by CERT NZ during Q4, 54% provided their date of birth. These numbers now include incidents where there was no money loss.

Figure 12: Incidents affecting individuals – breakdown by age



## DIRECT FINANCIAL LOSSES REPORTED BY AGE

This quarter 803 reporters included their age range and an associated a loss amount. This totalled \$3.1 million. The distribution of this loss is shown in the reporting by age graph above, and the table below.

Table 2: Distribution of direct financial losses reported by age (Rounded to \$10,000).

Under 18	18 – 24	25 -34	35 - 44	45 – 54	55 - 64	65 and over
\$20,000	\$40,000	\$320,000	\$790,000	\$240,000	\$220,000	\$1,470,000

## 6. About CERT NZ

CERT NZ is New Zealand's Computer Emergency Response Team, and works to support businesses, organisations and individuals who are affected (or may be affected) by cyber security incidents. CERT NZ provides trusted, authoritative information and advice, while also collating a profile of the threat landscape in New Zealand. See [www.cert.govt.nz](http://www.cert.govt.nz) for more information.

### A WORD ABOUT OUR INFORMATION

Reporting quarters are based on the calendar year, 1 January to 31 December.

Incidents are reported to CERT NZ by individuals and organisations. They choose how much or little information they are comfortable in providing, often about very sensitive incidents.

Sometimes CERT NZ may ask for additional information about an incident to gain a better understanding, or if we might need to do technical investigations. Before sharing specific details about an incident, CERT NZ will seek the reporting party's consent.

CERT NZ is not always able to verify the information we receive, though we endeavour to do so, particularly when dealing with significant cyber security incidents.

All information provided to CERT NZ is treated in accordance with our Privacy and Information Statement as published on our website, and this report is subject to the CERT NZ standard disclaimer.

The sectors we use are based on Stats NZ's New Zealand Industry Standard Industry Output Categories.

Our regional reporting uses the sixteen regions of the Local Government Act 1974.

Age is calculated from the date of birth provided and the date we received the incident report. The 'reporting by age' data does not include reported vulnerabilities, as those are from individuals proactively reporting issues, rather than having been affected by them.

### REPORTING AN INCIDENT TO CERT NZ

Anyone can report a cyber security incident to CERT NZ, from IT professionals and security personnel to members of the public, businesses, and government agencies. We also receive incident notifications from our international CERT counterparts when they identify affected New Zealand organisations in their investigations.



To report a cyber security incident, go to our website [www.cert.govt.nz](http://www.cert.govt.nz) or call our freephone number 0800 CERT NZ (0800 2378 69). Your report will be received by an expert who can advise you on the best next steps to take.

With your permission, we may refer incidents to our partners such as the National Cyber Security Centre for national security threats, NZ Police for cybercrime, the Department of Internal Affairs for unsolicited electronic mail (spam), and Netsafe for cyberbullying.

## INCIDENT CATEGORIES WE USE

We use broad categories to group incident reports. These will be refined as the data set grows.

The **incident** report categories are:

**Botnet traffic.** Botnets are networks of infected computers or devices that can be remotely controlled as a group without their owner's knowledge and are often used to perform malicious activities such as sending spam or launching Distributed Denial of Service attacks.

**C & C server hosting.** A system used as a command-and-control point by a botnet.

**Denial of Service (DoS).** An attack on a service, network or system from a single source that floods it with so many requests that it becomes overwhelmed and either stops completely or operates at a significantly reduced rate. Assaults from multiple sources are referred to as Distributed Denial of Service attacks (DDoS).

**Malware.** Short for malicious software. Malware is designed to infiltrate, damage or obtain information from a computer system without the owner's consent. Commonly includes computer viruses, worms, Trojan horses, spyware and adware.

**Phishing and Credential Harvesting.** Types of email, text or website attacks designed to convince users they are genuine, when they are not. They often use social engineering techniques to convince users of their authenticity and trick people into giving up information, credentials or money.

**Ransomware.** A common malware variant with a specific purpose. If installed (usually by tricking a user into doing so, or by exploiting a vulnerability) ransomware encrypts the contents of the hard drive of the computer it is installed on, and demands the user pay a ransom to recover the files.

**Reported vulnerabilities.** Weaknesses or vulnerabilities in software, hardware or online service, which can be exploited to cause damage or gain access to information. Some are reported to CERT NZ under our Coordinated Vulnerability Disclosure (CVD) service.

**Scams and Fraud.** Computer-enabled fraud that is designed to trick users into giving up money. This includes phone calls or internet pop-up advertisements designed to trick users into installing fake software on their computers.

**Suspicious network traffic.** Detected attempts to find insecure points or vulnerabilities in networks, infrastructure or computers. Attackers typically conduct a range of reconnaissance activities before conducting an attack, which are sometimes detected by security systems and can provide early warning for defenders.

**Unauthorised access.** Successful unauthorised access can enable an attacker to conduct a wide range of malicious activities on a network, infrastructure or computer. These activities generally fall under one of the three impact categories:

- compromise of the confidentiality of information
- improper modification affecting the integrity of a system
- degradation or denial of access or service affecting its availability.

**Website compromise.** The compromise, defacement or exploitation of websites by attackers for malicious purposes, such as spreading malware to unsuspecting website visitors.

## VULNERABILITY CATEGORIES WE USE

The **vulnerability** report categories we currently use are:

**Applications or software.** Vulnerabilities discovered in software products that could be exploited by a potential attacker. They are relatively common and, when discovered, are typically patched or mitigated through controls.

**Authentication, authorisation and accounting.** Common terminology for controlling access to computer resources, enforcing policies, auditing usage, and providing the information necessary to account for services. Vulnerabilities, if exploited to disrupt these functions, would have considerable impacts on the security of a network, system or device.

**Human introduced.** Vulnerabilities arising from human-introduced errors, misconfiguration or unintentional circumvention of security controls.

**IoT devices.** Internet of Things devices are internet-connected devices used to perform distributed functions over a network.

**Mobile devices.** Includes phones, handheld devices, hardware, and mobile operating systems.

**Networking.** Covers vulnerabilities in network equipment, such as routers, gateways and firewalls, or the software and tools used to manage networks. This also includes vulnerabilities which may exist in routing, and could expose network traffic to compromise.

**Operating systems or platforms.** Low level software which provides, or supports, the basic operating environment of a computer.

**PCs and laptops.** Desktop and laptop computer hardware.

**Printers, webcams and other peripherals.** Hardware components used to support PC or laptop functions.

**Servers (other than websites).** Other kinds of enterprise servers that organisations would typically use, such as mail, application and proxy servers. Vulnerabilities can be found in the hardware or firmware, and can also arise from misconfiguration or failures in security management.

**Websites or web servers.** Includes vulnerabilities in websites themselves, or the infrastructure they run on. An example would be unpatched websites or web servers which would potentially give an attacker the ability to compromise a website.

## MALWARE CATEGORIES WE USE

Here are some of the key terms we use when talking about malware:

**Malware** – is short for “malicious software”. Malware is designed to infiltrate, damage or obtain information from a computer system without the owner’s consent.

**Virus** – is malicious software or code designed to infect and spread throughout a computer after being tricked into being run by a user.

**Worm** – a worm is malicious software that self-replicates and is designed to infect other connected computers or networks without any interaction from a user.

**Ransomware** – a common malware variant with a specific purpose. If installed (usually by tricking a user into doing so or by exploiting a vulnerability) ransomware encrypts the contents of the hard drive of the computer it is installed on, and demands the user pay a ransom to recover the files.

**Trojan** – malicious software that attempts to hide its malicious code by masquerading as an legitimate program or file – such as a document or excel attachment to an email that is actually executable malware.

**Adware** – malicious software that infects computers designed to display advertisements, redirect search requests to advertising websites, harvest marketing-type data about the user or even stealthily browse to and click through web advertising without the users knowledge to artificially increase clicks and generate advertising revenue.

**Spyware** – as its name suggests, this type of malware is designed to spy on what a user is doing and collect information without the user knowing, like credit card details, passwords and other sensitive information.

**Botnet** – a group of malware infected computers able to be controlled remotely by an attacker as a group and at scale.

**Variants** – over time, malware types have been added to by their original developers and others, resulting in different types of malware evolving from a common base. The new 'variants' might be closely related to other malware and are often grouped into 'families'. An example would be the Andromeda malware, which shares some features of earlier malwares like Dridex and Dorkbot.

**Module/Stages** – as a method of avoiding detection, malware authors have started breaking up malware into modules and stages. Typically, a smaller-sized initial stage is used to conduct the initial compromise which, once established, pulls down additional tools at different stages as required for the attacker's particular objectives.

**Persistence** – a lot of malware is designed to establish itself on systems and networks in a way that makes it very hard to remove, even if detected. Establishing persistence is one of the very first goals malware seeks to achieve when it is first executed on a system.

**Remote Access Trojan (RAT)** – a type of malware that, once executed, allows an attacker remote access to the infected computer or system.

**Web shell** – a web shell is able to be uploaded to a web server to allow remote access to the web server, including the web server's file system. This can enable an attacker to gain remote access to a computer system via the internet, allowing the web shell to act as a remote access Trojan.

**Keylogger** – a programme that records users' keyboard inputs without their knowledge, often to steal credentials like passwords.